

Good Morning Year Three.

Here is the work for Wednesday 13th May. We hope you enjoy it.



Please remember that you can contact us through Teams during school hours but you can also email.

Woodpigeons can email Mrs Waby at smakin@woodvaleprimaryacademy.org

Woodpeckers can email Mrs Blake at sblake@woodvaleprimaryacademy.org

Word of the day

haphazard

1. Look it up and find the definition.
2. What word class does it belong to? (Verb, noun, adverb, adjective)
3. Use it in a sentence.
4. Find a synonym (a word that means the same).
5. Find an antonym (a word that means the opposite).
6. Has it got a prefix or a suffix? Could you add one?

ENGLISH

This week, we will be concentrating on our Spelling, Punctuation and Grammar (SPaG) skills.

Word Classes

Verbs

A word that describes what a person or thing does, such as: run, hit, rain, be, seem, become, grow

Nouns

A word that identifies a person, place thing idea or quality, such as: woman, dog, building, London, truth, birth

Adjectives

A word that describes a noun, such as: red, bad, giant, hairy, shy

Adverbs

A word that gives more information about a verb adjective or another adverb, such as: lazily, easily, abroad, very

Verbs

Underline all the verbs in the sentences below.

It is Sunday today, and yesterday it was Saturday – I love Saturdays.

I looked in the fridge for my leftover dinner although someone has eaten it.

Nouns

Underline all the nouns in the sentences below.

The table, which is made of oak, was sold to a young family. It will bring them great happiness.

On weekends, my close friends and I go to the beach in Scarborough, but only in the summer.

Adjectives

Underline all the adjectives in the sentences below.

Our smallest bedroom is big enough to fit a double bed in it.

Without warning, an aggressive bear with blood-matted fur jumped out from behind the overgrown shrubbery.

Adverbs

Underline all the adverbs in the passage below.

Come to my house later.

Abruptly, the car stopped still.

Earlier, the very friendly gorilla warmly welcomed the children.

Challenge - write a sentence which contains both is and was. Remember to punctuate your sentence correctly.

Circle the **verb** in the sentence below.

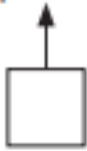
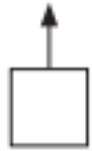
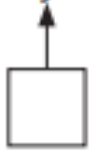
Most of the children went onto the field at lunchtime.

Circle both **nouns** in the sentence below.

Both of the children wanted to win the prize.

Tick **two** boxes to show the **adjectives** in the sentence below.

Yesterday, we played in the new pool because it was hot.



Complete the sentence below by adding a suffix to the word **happy** to make it an **adverb**.

We all played _____ at the park.

Other ideas if you want to do more.

You can still listen to Pie Corbett and his colleagues at <https://radioblogging.net/> too. It goes out live at 9.30am but if you are not ready to do it then, go to the website, click the 'Welcome to RadioBlogging.net' tab and the show will replay for you. You will then need to go to the 'Today's Show' tab to access the resources. The presenters explain everything.

Try the English lessons on BBC Bitesize or Oak National Academy.

MATHS

1 Solve the following.


a 10 more than 80 =

b 10 more than 64 =

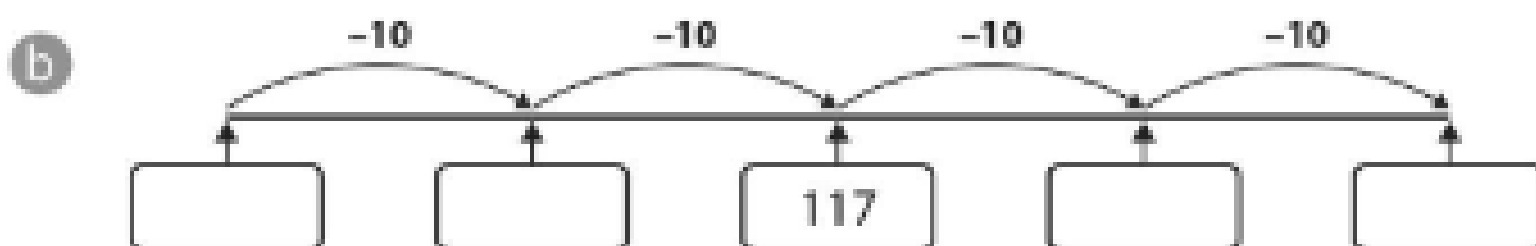
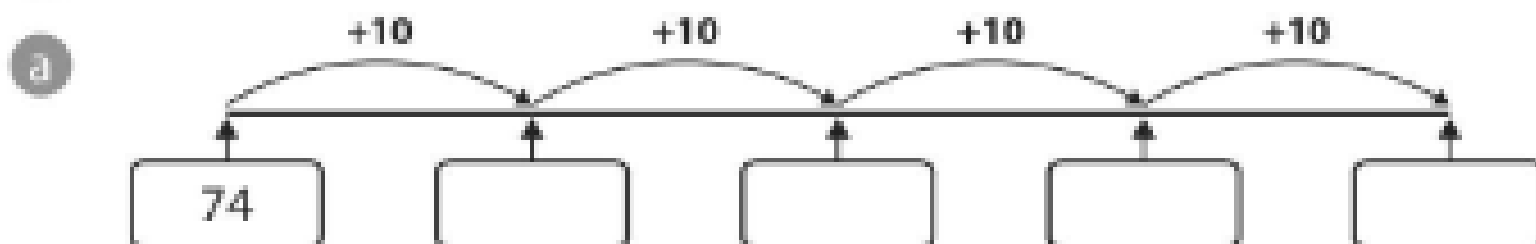
c 10 less than 100 =

d 10 more than 474 =


e 10 less than 156 =



2 Complete the number lines below.

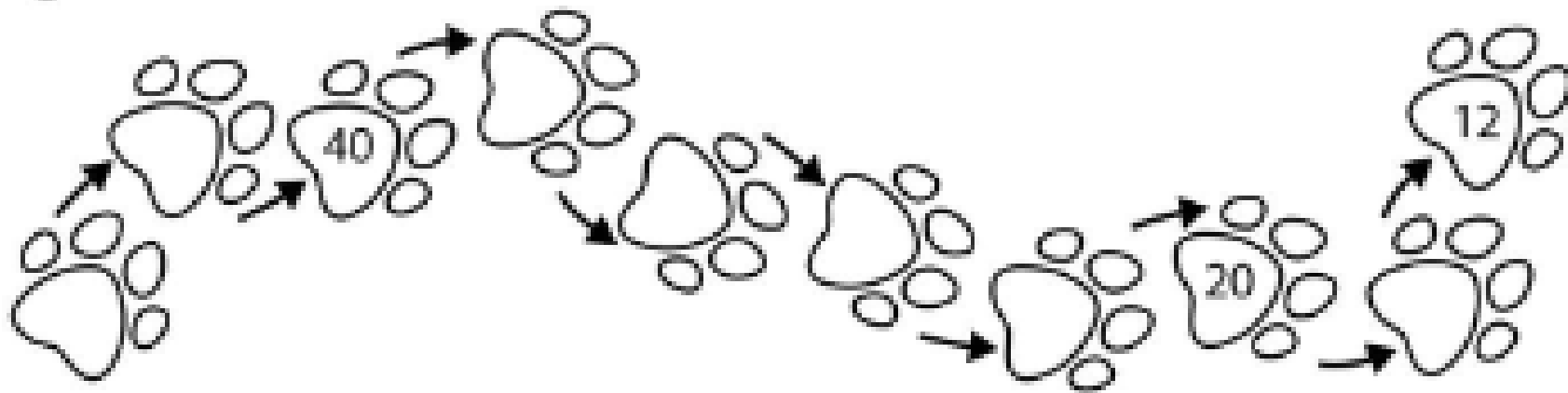


3



- a Megan's rope is **10 cm** longer than Natalie's rope.
How long is Megan's rope? cm
- b Amina's rope is **20 cm** longer than Megan's rope.
How long is Amina's rope? cm
- c Amina cuts **10 cm** off her rope.
How long is it now? cm

- 2 Count backwards in 4s, starting from 48. Some are done for you.




- 3 Year 3 were counting in 8s. 16 was the first number they said.

What was the sixth number?

4

Layla's string.



- a Ben's string was **10 cm** longer than Layla's string.

How long was Ben's string? cm

- b Maddie's string was **30 cm** longer than Ben's string.

How long was Maddie's string? cm

- c Maddie cut **4 cm** off her string.

How long was it then? cm



Other ideas if you want to do more.

If you want some more maths challenges, try the daily activities at <http://www.iseemaths.com/home-lessons/>.

Keep practising your tables on TTRockstars.

Try the maths lessons on BBC Bitesize or Oak National Academy.

OTHER SUBJECTS

Science

Both BBC Bitesize and Oak Academy have science today.

On BBC Bitesize, learn all about animals with the lesson 'Vertebrates or Invertebrates'.

<https://www.bbc.co.uk/bitesize/tags/zmyxxyc/year-3-and-p4-lessons/1>

On Oak Academy, it's all about the 'Lifecycle of a Plant'.

<https://www.thenational.academy/online-classroom/year-3/&schedule>

BBC Bitesize lessons at <https://www.bbc.co.uk/bitesize/tags/myxxyc/year-3-and-p4-lessons/1>

Year 3/ P4 online lessons				
Monday 11 May - Friday 15 May				
BBC Bitesize Daily lessons				
Monday	Tuesday	Wednesday	Thursday	Friday
English Using similes and metaphors	English Writing a diary entry	English Proof reading	English There, their or they're?	English Reading lesson: Charlie Changes into a Chicken by Sam Copeland
Maths Multiplying and dividing by four and eight	Maths Multiply a two-digit number by a one-digit number	Maths Divide a two-digit number by a one-digit number	Maths Multiplication and division problem solving	Maths Challenge of the week
History How did Stone Age hunter-gatherers live?	Geography Latitude and longitude	Science Vertebrates and invertebrates	Design and Technology How we build	Art and Design Drawing and Painting

Find all this content and more at: [bbc.co.uk/bitesize/dailylessons](https://www.bbc.co.uk/bitesize/dailylessons)

Oak National Academy lessons at <https://www.thenational.academy/online-classroom/year-3&schedule>

Genre focus: Character description				
Reading Comprehension	Reading Comprehension	Read the example and identify the key features	Key feature SPaG focus	To use key features in order to write own composition
Angles and shape				
To identify and recognise angles as a property of a shape	Identify angles inside a 2-D shape	Recognise right angles and their relationship to quarter turns	Understand the terms 'acute' and 'obtuse'	Consolidate identifying right angles, acute and obtuse angles
		What are the parts of a plant's lifecycle?		
		Henry II and Thomas Becket: Lesson 2		Henry II and Thomas Becket: Lesson 3
	To be able to say the date in Spanish			
				Creative: To identify a range of different textures and use a pencil to recreate them.