

Wednesday 3rd June 2020

Good Morning Swifts and Swallows. Here are your home learning activities for Wednesday.

Morning Job

Get moving before you start today's work with Go Noodle – “Boom Chicka Boom” routine. Enjoy!

<https://www.youtube.com/watch?v=1b6axyuaKcY>



Reading – How to look after a dinosaur egg comprehension

How to Look After a Dinosaur Egg

If you have found a dinosaur egg, you need to act quickly and carefully. If you don't, you might end up with an angry baby dinosaur on your hands.

First, you need to find out which kind of dinosaur you will be raising. Different dinosaurs eat different things so make sure that you buy the correct kind of food for your new friend.

Next, put the egg somewhere warm. Wrap it in blankets and keep it under a warm lightbulb at all times so that the baby does not get cold.

Keep your eyes open... your new friend is on its way.



Quick Questions



1. Number these commands from 1 to 3 to show the order they appear in the text.

- Keep your eyes open.
- Find out which type of dinosaur it is.
- Put the egg somewhere warm.



2. Find and copy two ways that you can keep the egg warm.

1) _____

2) _____



3. Why might the baby dinosaur be angry if you are not careful?



4. Find and copy two adverbs used in the text to describe how you must act when you have found a dinosaur egg.

Phonics – Spot the o-e sound – Read the postcard below and underline or write down all the o-e words you find.



To Rose,

I must tell you all about my cat and her clever nose. She likes to sniff lots of things, like traffic cones, holes in the road and my toes!


Mum said that there was an odd smell. The cat started sniffing all around my home. She smelt under the stove. She smelt my globe. She smelt the remote. She smelt Mum's phone. She smelt the stones in the garden and the garden hose... At last, she found the odd smell. It was a fish bone!

We let her eat fish for a week. What a smart cat!

From,
Shalome xxx



Rose Winston,
Gretna Grove,
Dorset,
D16 8GG



Writing – Describe the Monster - Can you use expanded noun phrases and commas in a list to describe this monster.

Describe the Monster



Choose the words and phrases that describe the monster.

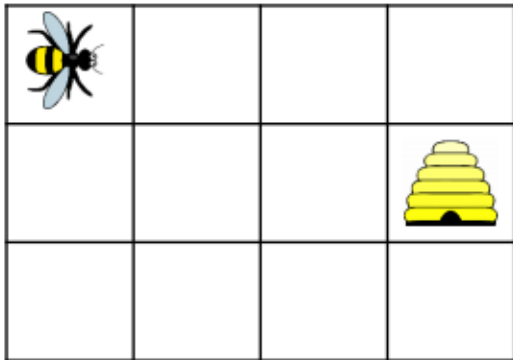
- | | |
|----------|--------------|
| hairy | kind |
| scaly | lonely |
| fluffy | crusty toes |
| orange | stripy nose |
| blue | pointy tusks |
| green | long horns |
| big | spotty tail |
| enormous | purple claws |
| small | long neck |
| tiny | yellow tummy |
| scary | |

Maths

Main activity:

How many different routes can you write for the bee to get to the hive?

Use the words forwards, backwards, left and right.



Challenge:

How many different routes can you find to get from start to finish. Use the words 'forwards', 'backwards', 'clockwise', 'anti-clockwise' and 'quarter turn'.



Topic –

Can you draw or write 10 things that you might find washed up on a beach? Try to include the word of the day.

Word of the Day:

archaic

Word Class
(adjective)

Pronunciation / Syllables

(ar-cha-ic)

Definition: Archaic means extremely old or extremely old-fashioned.

Writing letters seemed **archaic** to modern children.

Phrases:

very archaic

archaic ideas

embarrassingly archaic

If you have any problems with completing any of these activities please contact us on Teams.

From Miss Walsh, Mrs McClarty and Mrs Bassett.