

Wednesday 10<sup>th</sup> June 2020

Good Morning Swifts and Swallows. Here are your home learning activities for Wednesday.

### Morning Job

How many words can you find using these 5 letters: A R E B K

### Writing –

**Word of the Day:**

**puddle**

**Word Class**  
(noun)

Pronunciation / Syllables

(pud-dle)

**Definition:** A puddle is a small, shallow pool of liquid that has spread on the ground.

After it rained, the playground was full of puddles.

**Phrases:**

large puddle

small puddle

huge puddle

**Can you write a sentence using the word puddle? Can you give an example of when you have stepped in a puddle before?**

### **Conjunctions**

**What you need to know:** Conjunctions are joining words that join different parts of sentences. A **co-ordinating conjunction** joins two sentences of equal weight or importance. Children often learn the term '**FANBOYS**' to remember their co-ordinating conjunctions:

**for and nor but or yet so**

I had an apple **and** James had a banana.

You can go to the park **or** you can go swimming.

A **subordinating conjunction** introduces a **subordinate clause** – a part of the sentence that does not make sense on its own. Examples of subordinating conjunctions are:

**when because if that**

We couldn't go for a walk **because** it was raining.

I cooked the pasta **when** I got hungry.

Finish these sentences that all contain conjunctions:

I like chocolate ice cream **but**

Mum gave me a cuddle **because**

Mo brushed his teeth **when**

Pick the best conjunction to complete these sentences:

I am going shopping \_\_\_\_\_ I am getting my hair cut.

Dad felt ill \_\_\_\_\_ he went back to bed.

Make sure you come inside \_\_\_\_\_ you get cold.

Reading

## A Postcard from Mo Farah

2 Hello Dad,

11 I'm writing to you from my running camp in  
19 Africa. We have been training hard and working  
29 up a real sweat. It is important that we work  
42 hard to keep fit so that we can be the best in  
50 the race; that includes making sure that we are  
58 eating healthy foods to keep our bodies strong.  
67 For breakfast today, I had a bowl of porridge  
78 with a banana on top. For lunch, I ate a jacket  
87 potato with beans and a salad. For my evening  
96 meal tonight, I'm going to be having chicken  
103 with pasta and vegetables. I love eating healthy  
114 food because it keeps me fit and lets me run for  
115 longer.





# Quick Questions

1. Match the name of the meal to what Mo ate for it.

Breakfast	chicken, pasta and vegetables
Lunch	porridge with a banana on top
Evening Meal	jacket potato with beans



2. Why does Mo want to be the best in the race?

---

---

3. '*...it keeps me fit*' In this sentence, what does 'fit' mean?



---

---

4. What else might Mo do to keep his body healthy?



---

---

## Spot the Split Digraph

Circle all the words that contain a split digraph.  
How many can you find?

Jake went to the park with his little sister, Kate. They wanted to fly their new blue kite. Nine of their mates were there, playing on their skateboards.

They sat together and ate their picnic lunch. Jake and Kate shared a big cake that their dad had baked.

After lunch, they saw a huge snake near the lake! They raced home to tell their mum.

'I'll phone the zoo,' she said, 'so they can catch it, before it slides away and hides.'

I found \_\_\_\_\_ words with split digraphs.

Maths Have a go at completing these maths challenges. Remember to show your workings.

---

## Challenge 1

Jane is standing in a queue.

There are 5 people in front of her.

There are 2 people behind her.

How many people are in the queue?



---

## Challenge 2



Rosie

I have 80 pence.

I have 12 pence.



Mo

Rosie gives Mo 25 pence.

How much more money does Rosie have than Mo now?

---

### Challenge 3

If

$$70 + \text{yellow circle} = 100$$

$$50 + \text{green triangle} = 100$$

$$\text{yellow circle} + \text{green triangle} + \text{blue square} = 100$$

What is the value of the blue square?

---

Topic/DT

# Make a Papier Mâché Globe!







Follow the instructions to make a fantastic papier mâché globe with the seven continents and five oceans of the world.

## Supplies

- a round balloon
- prepare lots of strips of news paper about 2cm wide
- bowl of water and flour mixture (one cup of flour and two cups of water)
- atlas

- Continents of the world sheet
- blue paint and paintbrush
- felt Tip Pens
- scissors
- glue



<p>1.</p> 	<p>2.</p> 	<p>3.</p> 
<p>Blow up the balloon. Ask an adult to help you tie the balloon.</p>	<p>Dip the strips of newspaper in the papier mâché mix and wrap the strips all around the balloon until it is covered. Cover the balloon at least 3-4 times. Leave the balloon to dry overnight in a warm place.</p>	<p>Once dry, you can paint the globe blue to show the water/oceans. Leave to dry.</p>
<p>4.</p> 	<p>5.</p> 	<p>6.</p> 
<p>Use the Continents of the World sheet to cut out the continents and colour them in.</p>	<p>Glue the continents in the correct position on the globe. You may use an atlas to help you!</p>	<p>You could label the oceans and carefully draw the line of the equator.</p>



If you have any problems with completing any of these activities, please contact us on Teams or email.

From Miss Walsh, Mrs McClarty and Mrs Bassett.